


Exclusively from your Caterpillar® dealer



STANDBY 55-80 kW 60 Hz

Model	Standby— kW (kVA)	
	LP	Natural
G60F3	60.0 (75.0)	60.0 (75.0)
G80F3	80.0 (100.0)	75.0 (93.8)
G55F3S	55.0 (55.0)	55.0 (55.0)
G75F3S	75.0 (75.0)	70.0 (70.0)

FEATURES

GENERATING SET

- Complete system designed and built at ISO 9001 certified facilities
- Factory tested to design specifications at full load conditions

ENGINE

- Governor, Isochronous Woodward electronic
- Electrical system, 12 VDC
- Cartridge type filters
- Battery, rack, and cables
- Coolant and lube oil drains piped to edge of base

GENERATOR

- Insulation system, class H
- Drip proof generator air intake (NEMA 2, IP23)
- Electrical design in accordance with BS5000 Part 99, IEC60034-1, EN61000-6, NEMA MG-1.33

AUTOMATIC VOLTAGE REGULATOR

- Voltage within $\pm 0.5\%$ 3 Phase and $\pm 1.0\%$ Single Phase at steady state from no load to full load
- Provides fast recovery from transient load changes

COOLING SYSTEM

- Radiator and cooling fan complete with protective guards
- Standard ambient temperatures up to 125° F (52° C)

MOUNTING ARRANGEMENT

- Heavy-duty fabricated steel base with lifting points
- Anti-vibration pads to ensure vibration isolation
- Complete OSHA guarding
- Stub-up pipe ready for connection to silencer pipework
- Flexible fuel lines to base with NPT connections

CIRCUIT BREAKER

- UL/CSA listed
- 3-pole with solid neutral
- NEMA 1 steel enclosure, vibration isolated
- Electrical stub-up area directly below circuit breaker

CONTROL SYSTEM

- EMCP3.1 control panel
- Vibration isolated NEMA 1 enclosure with lockable hinged door
- AC and DC wiring looms

EQUIPMENT FINISH

- All electroplated hardware
- Anticorrosive protection prior to painting
- High gloss polyurethane paint for durability and scuff resistance

QUALITY STANDARDS

- BS4999, BS5000, BS5514, IEC60034, EN61000-6, NEMA MG1-33, NFPA 110 (with optional equipment)

DOCUMENTATION

- Operation and maintenance manuals provided
- Wiring diagrams included

WARRANTY

- All equipment carries full manufacturer's warranty

Exclusively from your Caterpillar® dealer

OPTIONAL EQUIPMENT*

ENCLOSURE

- Weatherproof enclosure (includes internal silencer system)
- Sound attenuated enclosure (includes internal silencer system)
- Panel viewing window
- External emergency stop pushbutton

SILENCER SYSTEM — OPEN UNIT

- Level 1 silencer
- Level 2 silencer
- Level 3 silencer
- Mounting kit
- Through-wall installation kits

ENGINE

- Battery heater
- Lube oil drain pump
- Lube oil sump heater

CIRCUIT BREAKER

- Auxiliary voltfree contacts
- Shunt trip (100+ amp breakers)

GENERATOR

- Anti-condensation heater
- AREP excitation system (3-Phase only)
- Permanent magnet generator
- Generator upgrade 1 size (3-Phase only)

COOLING SYSTEM

- Coolant heater
- Low coolant temperature alarm
- Low coolant level shutdown
- Radiator transition flange

MOUNTING ACCESSORIES

- Seismic (Zone 4) vibration isolators

CONTROL SYSTEM

- Control Panel Removal, AC and DC wiring looms terminated in sockets
- EMCP3.2 control panel

FUEL SYSTEM

- LP gas (vapor)
- LP gas (liquid)
- Natural gas/LP gas (vapor) automatic changeover
- Natural gas/LP gas (liquid) automatic changeover
- Low gas pressure alarm

REMOTE ANNUNCIATORS

- 8- and 16-channel remote annunciator panel (supplied loose)
- Remote annunciator upgrade normal/run control switch
- Remote annunciator upgrade lockdown emergency stop button

MISCELLANEOUS ACCESSORIES

- Toolkit
- Additional operator's manual pack
- Special enclosure color
- UL listing / CSA certification
- French Language labels

EXTENDED SERVICE CONTRACTS

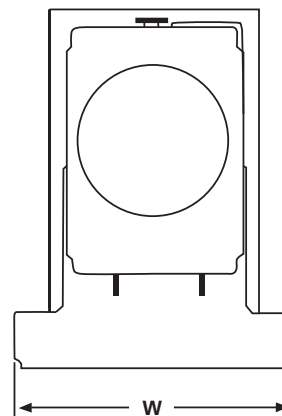
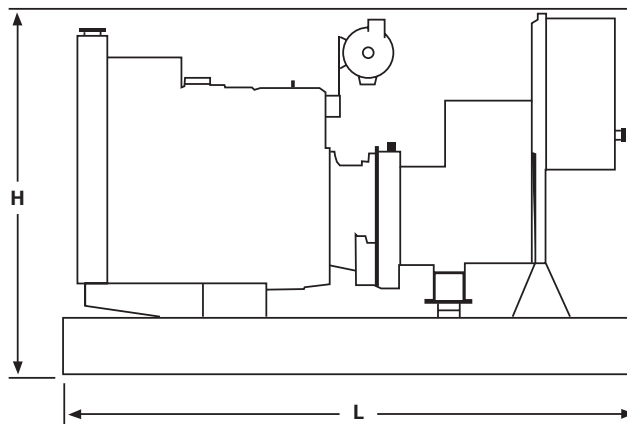
- Extended Service Coverage available

TESTING

- Factory witness test (restricted to 6 hours — full load, 1.0 pf)

*Some options may not be available on all models. Not all options are listed.

GENERATING SET DIMENSIONS AND WEIGHTS



Model	Length in (mm)	Width in (mm)	Height in (mm)	Weight lbs (kg)**
G60F3	102.4 (2600)	43.3 (1100)	57.1 (1450)	2187 (992)
G80F3	102.4 (2600)	43.3 (1100)	57.1 (1450)	2410 (1093)
G55F3S	102.4 (2600)	43.3 (1100)	57.1 (1450)	2275 (1032)
G75F3S	102.4 (2600)	43.3 (1100)	57.1 (1450)	2410 (1093)

NOTE: General configuration not to be used for installation. See specific dimensional drawings for detail.

**Includes oil and coolant

Consult your Olympian representative for more information.

Exclusively from your Caterpillar® dealer

G60F3 (3-Phase)

Materials and specifications are subject to change without notice.

Generating Set Technical Data - 1800 rpm/60 Hz		LP Gas		Natural Gas	
		Standby		Standby	
Power Rating	kW (kVA)	60.0 (75.0)		60.0 (75.0)	
Lubricating System Type: Full Pressure Oil Filter: Spin-On, Full Flow Oil Type Required: API CD 15W-40 Total Oil Capacity Oil Pan	U.S. gal (L) U.S. gal (L)	1.5 (5.7) 1.2 (4.7)		1.5 (5.7) 1.2 (4.7)	
Fuel System Generating Set Fuel Consumption 100% Load 75% Load 50% Load	Cfh (m³/hr) Cfh (m³/hr) Cfh (m³/hr)	250.7 (7.1) 187.2 (5.3) 127.1 (3.6)		678.0 (19.2) 508.5 (14.4) 342.6 (9.7)	
Engine Electrical System Ignition System: Electronic, Distributorless Voltage/Ground: 12Vdc/Negative Battery Charging Generator Ampere Rating	Amps	110		110	
Cooling System Water Pump Type: Centrifugal Radiator System Capacity Incl. Engine Maximum Coolant Static Head Coolant Flow Rate Minimum Temperature to Engine Temperature Rise Across Engine Heat Rejected to Coolant at Rated Power Total Heat Radiated to Room at Rated Power Radiator Fan Load	U.S. gal (L) Ft H ₂ O (m H ₂ O) U.S. gal/min (L/min) °F (°C) °F (°C) Btu/min (kW) Btu/min (kW) Hp (kW)	5.3 (20.0) 32.2 (9.8) 2267.0 (143.0) 169.0 (76.0) 8.1 (4.5) 2588.0 (46.0) 1479.0 (26.0) 2.82 (2.1)		5.3 (20.0) 32.2 (9.8) 2267.0 (143.0) 169.0 (76.0) 8.1 (4.5) 2582.0 (45.0) 1479.0 (26.0) 2.82 (2.1)	
Air Requirements Combustion Air Flow Maximum Air Cleaner Restriction Radiator Cooling Air (zero restriction) Generator Cooling Air Allowable Air Flow Restriction (After radiator) Cooling Airflow (@ rated speed) Rate with restriction	Cfm (m³/min) In H ₂ O (kPa) Cfm (m³/min) Cfm (m³/min) In H ₂ O (kPa) Cfm (m³/min)	120.0 (3.4) 10.0 (2.5) 8440.0 (239.0) 678.0 (19.2) 0.5 (0.125) 5721.0 (162.0)		120.0 (3.4) 10.0 (2.5) 8440.0 (239.0) 678.0 (19.2) 0.5 (0.125) 5721.0 (162.0)	
Exhaust System Maximum Allowable Backpressure Exhaust Flow at Rated kW Exhaust Temperature at Rated kW — Dry Exhaust	In Hg (kPa) Cfm (m³/min) °F (°C)	4.5 (15.3) 494.0 (14.0) 1162.0 (628.0)		4.5 (15.3) 494.0 (14.0) 1162.0 (628.0)	
Generating Set Noise Rating* (Without Attenuation) at 3.28 ft (1 m)	dBA	93.6		93.6	
Mains Gas Pressure with gas train	mBAR (In H ₂ O)	Min	Max	Min	Max
		10 (4)	35 (14)	10 (4)	35 (14)
Generating Set Data	277/480V	120/240V	120/208V		
Motor Starting Capability: (kVA) Self Excited PM Excited AREP Excited	163 212 212	127 167 167	127 167 167		
Full Load Efficiencies: Standby Prime	91.1 91.3	90.2 90.6	90.2 90.6		
Reactances (per unit): X_d X'_d Reactances shown are applicable to the LPG standby rating X''_d X_q X''_q X_2 X_0	2.76 0.10 0.051 1.66 0.063 0.057 0.005	3.67 0.14 0.068 2.20 0.084 0.076 0.006	3.67 0.14 0.068 2.20 0.084 0.076 0.006		
Time Constants:	t'_d 50 ms	t''_d 5 ms	t'_{do} 1354 ms	t_a 8 ms	

* dB(A) levels are for guidance only

Consult your Olympian representative for more information.

Exclusively from your Caterpillar® dealer

G80F3 (3-Phase)

Materials and specifications are subject to change without notice.

Generating Set Technical Data - 1800 rpm/60 Hz		LP Gas		Natural Gas	
		Standby		Standby	
Power Rating	kW (kVA)	80.0 (100.0)		75.0 (93.8)	
Lubricating System Type: Full Pressure Oil Filter: Spin-On, Full Flow Oil Type Required: API CF4 15W-40 Total Oil Capacity Oil Pan	U.S. gal (L) U.S. gal (L)	1.5 (5.7) 1.2 (4.7)		1.5 (5.7) 1.2 (4.7)	
Fuel System Generating Set Fuel Consumption 100% Load 75% Load 50% Load	Cfh (m³/hr) Cfh (m³/hr) Cfh (m³/hr)	324.9 (9.2) 243.7 (6.9) 166.0 (4.7)		826.4 (23.4) 621.5 (17.6) 423.8 (12.0)	
Engine Electrical System Ignition System: Electronic, Distributorless Voltage/Ground: 12Vdc/Negative Battery Charging Generator Ampere Rating	Amps	110		110	
Cooling System Water Pump Type: Centrifugal Radiator System Capacity Incl. Engine Maximum Coolant Static Head Coolant Flow Rate Minimum Temperature to Engine Temperature Rise Across Engine Heat Rejected to Coolant at Rated Power Total Heat Radiated to Room at Rated Power Radiator Fan Load	U.S. gal (L) Ft H ₂ O (m H ₂ O) U.S. gal/min (L/min) °F (°C) °F (°C) Btu/min (kW) Btu/min (kW) Hp (kW)	5.3 (20.0) 32.2 (9.8) 2267.0 (143.0) 169.0 (76.0) 8.1 (4.5) 3389.0 (60.0) 1945.0 (34.0) 2.82 (2.1)		5.3 (20.0) 32.2 (9.8) 2267.0 (143.0) 169.0 (76.0) 8.1 (4.5) 3185.0 (56.0) 1825.0 (32.1) 2.82 (2.1)	
Air Requirements Combustion Air Flow Maximum Air Cleaner Restriction Radiator Cooling Air (zero restriction) Generator Cooling Air Allowable Air Flow Restriction (After radiator) Cooling Airflow (@ rated speed) Rate with restriction	Cfm (m³/min) In H ₂ O (kPa) Cfm (m³/min) Cfm (m³/min) In H ₂ O (kPa) Cfm (m³/min)	152.0 (4.3) 10.0 (2.5) 8440.0 (239.0) 932.0 (26.4) 0.5 (0.125) 5721.0 (162.0)		138.0 (3.9) 10.0 (2.5) 8440.0 (239.0) 932.0 (26.4) 0.5 (0.125) 5721.0 (162.0)	
Exhaust System Maximum Allowable Backpressure Exhaust Flow at Rated kW Exhaust Temperature at Rated kW — Dry Exhaust	In Hg (kPa) Cfm (m³/min) °F (°C)	4.5 (15.3) 569.0 (16.1) 1202.0 (650.0)		4.5 (15.3) 569.0 (16.1) 1202.0 (650.0)	
Generating Set Noise Rating* (Without Attenuation) at 3.28 ft (1 m)	dBA	94.1		94.1	
Mains Gas Pressure with gas train	mBAR (In H ₂ O)	Min	Max	Min	Max
		10 (4)	35 (14)	10 (4)	35 (14)

Generating Set Data	277/480V	120/240V	120/208V
Motor Starting Capability: (kVA)			
Self Excited	206	160	160
PM Excited	271	211	211
AREP Excited	271	211	211
Full Load Efficiencies:			
Standby	92.3	91.5	91.5
Prime	92.4	91.9	91.9
Reactances (per unit):			
X _d	2.87	3.82	3.82
X' _d	0.11	0.15	0.15
X'' _d	0.067	0.089	0.089
X _q	1.72	2.39	2.39
X'' _q	0.083	0.110	0.110
X ₂	0.075	0.100	0.100
X ₀	0.004	0.005	0.005
Time Constants:	t' _d 100 ms	t'' _d 10 ms	t' _{do} 2555 ms
			t _a 15 ms

* dB(A) levels are for guidance only

Consult your Olympian representative for more information.

Exclusively from your Caterpillar® dealer

G55F3S (1-Phase)

Materials and specifications are subject to change without notice.

Generating Set Technical Data - 1800 rpm/60 Hz		LP Gas		Natural Gas	
		Standby		Standby	
Power Rating	kW (kVA)	55.0 (55.0)		55.0 (55.0)	
Lubricating System Type: Full Pressure Oil Filter: Spin-On, Full Flow Oil Type Required: API CF4 15W-40 Total Oil Capacity Oil Pan	U.S. gal (L) U.S. gal (L)	1.5 (5.7) 1.2 (4.7)		1.5 (5.7) 1.2 (4.7)	
Fuel System Generating Set Fuel Consumption 100% Load 75% Load 50% Load	Cfh (m³/hr) Cfh (m³/hr) Cfh (m³/hr)	247.2 (7.0) 187.2 (5.3) 127.1 (3.6)		667.5 (18.9) 505.0 (14.3) 342.6 (9.7)	
Engine Electrical System Ignition System: Electronic, Distributorless Voltage/Ground: 12Vdc/Negative Battery Charging Generator Ampere Rating	Amps	110		110	
Cooling System Water Pump Type: Centrifugal Radiator System Capacity Incl. Engine Maximum Coolant Static Head Coolant Flow Rate Minimum Temperature to Engine Temperature Rise Across Engine Heat Rejected to Coolant at Rated Power Total Heat Radiated to Room at Rated Power Radiator Fan Load	U.S. gal (L) Ft H ₂ O (m H ₂ O) U.S. gal/min (L/min) °F (°C) °F (°C) Btu/min (kW) Btu/min (kW) Hp (kW)	5.3 (20) 32.2 (9.8) 2267.0 (143.0) 169.0 (76.0) 8.1 (4.5) 2610.0 (46.0) 1496.0 (26.0) 2.8 (2.1)		5.3 (20) 32.2 (9.8) 2267.0 (143.0) 169.0 (76.0) 8.1 (4.5) 2610.0 (46.0) 1496.0 (26.3) 2.8 (2.1)	
Air Requirements Combustion Air Flow Maximum Air Cleaner Restriction Radiator Cooling Air (zero restriction) Generator Cooling Air Allowable Air Flow Restriction (After radiator) Cooling Airflow (@ rated speed) Rate with restriction	Cfm (m³/min) In H ₂ O (kPa) Cfm (m³/min) Cfm (m³/min) In H ₂ O (kPa) Cfm (m³/min)	109.0 (3.1) 10.0 (2.5) 8440.0 (239.0) 678.0 (19.2) 0.5 (0.125) 5721.0 (162.0)		106.0 (3.0) 10.0 (2.5) 8440.0 (239.0) 678.0 (19.2) 0.5 (0.125) 5721.0 (162.0)	
Exhaust System Maximum Allowable Backpressure Exhaust Flow at Rated kW Exhaust Temperature at Rated kW — Dry Exhaust	In Hg (kPa) Cfm (m³/min) °F (°C)	4.5 (15.3) 434.0 (12.3) 1128.0 (609.0)		4.5 (15.3) 434.0 (12.3) 1128.0 (609.0)	
Generating Set Noise Rating* (Without Attenuation) at 3.28 ft (1 m)	dBA	93.6		93.6	
Mains Gas Pressure with gas train	mBAR (In H ₂ O)	Min	Max	Min	Max
		10 (4)	35 (14)	10 (4)	35 (14)

Generating Set Data	120/240V	110/220V		
Motor Starting Capability: (kVA)				
Self Excited	143	127		
PM Excited	184	164		
AREP Excited	184	164		
Full Load Efficiencies:				
Standby	83.6	82.0		
Prime	84.7	83.3		
Reactances (per unit):				
X _d	2.54	3.03		
X' _d	0.15	0.18		
X'' _d	0.078	0.093		
X _q	1.52	1.81		
X'' _q	0.096	0.115		
Time Constants:	t' _d 50 ms	t'' _d 5 ms	t' _{do} 1431 ms	t _a 8 ms

* dB(A) levels are for guidance only

Consult your Olympian representative for more information.

G75F3S (1-Phase)

Exclusively from your Caterpillar® dealer

Materials and specifications are subject to change without notice.

Generating Set Technical Data - 1800 rpm/60 Hz		LP Gas		Natural Gas	
		Standby		Standby	
Power Rating	kW (kVA)	75.0 (75.0)		70.0 (70.0)	
Lubricating System Type: Full Pressure Oil Filter: Spin-On, Full Flow Oil Type Required: API CF4 15W-40 Total Oil Capacity Oil Pan	U.S. gal (L) U.S. gal (L)	1.5 (5.7) 1.2 (4.7)		1.5 (5.7) 1.2 (4.7)	
Fuel System Generating Set Fuel Consumption 100% Load 75% Load 50% Load	Cfh (m³/hr) Cfh (m³/hr) Cfh (m³/hr)	324.9 (9.2) 247.2 (7.0) 166.0 (4.7)		815.8 (23.1) 618.0 (17.5) 420.3 (11.9)	
Engine Electrical System Ignition System: Electronic, Distributorless Voltage/Ground: 12Vdc/Negative Battery Charging Generator Ampere Rating	Amps	110		110	
Cooling System Water Pump Type: Centrifugal Radiator System Capacity Incl. Engine Maximum Coolant Static Head Coolant Flow Rate Minimum Temperature to Engine Temperature Rise Across Engine Heat Rejected to Coolant at Rated Power Total Heat Radiated to Room at Rated Power Radiator Fan Load	U.S. gal (L) Ft H ₂ O (m H ₂ O) U.S. gal/min (L/min) °F (°C) °F (°C) Btu/min (kW) Btu/min (kW) Hp (kW)	5.3 (20.0) 32.2 (9.8) 2267.0 (143.0) 169.0 (76.0) 8.1 (4.5) 3435.0 (60.0) 1968.0 (35.0) 2.8 (2.1)		5.3 (20.0) 32.2 (9.8) 2267.0 (143.0) 169.0 (76.0) 8.1 (4.5) 2940.0 (52.0) 1683.0 (29.6) 2.8 (2.1)	
Air Requirements Combustion Air Flow Maximum Air Cleaner Restriction Radiator Cooling Air (zero restriction) Generator Cooling Air Allowable Air Flow Restriction (After radiator) Cooling Airflow (@ rated speed) Rate with restriction	Cfm (m³/min) In H ₂ O (kPa) Cfm (m³/min) Cfm (m³/min) In H ₂ O (kPa) Cfm (m³/min)	141.0 (4.0) 10.0 (2.5) 8440.0 (239.0) 932.0 (26.4) 0.5 (0.125) 5721.0 (162.0)		127.0 (3.6) 10.0 (2.5) 8440.0 (239.0) 932.0 (26.4) 0.5 (0.125) 5721.0 (162.0)	
Exhaust System Maximum Allowable Backpressure Exhaust Flow at Rated kW Exhaust Temperature at Rated kW — Dry Exhaust	In Hg (kPa) Cfm (m³/min) °F (°C)	4.5 (15.3) 516.0 (14.6) 1173.0 (634.0)		4.5 (15.3) 516.0 (14.6) 1173.0 (634.0)	
Generating Set Noise Rating* (Without Attenuation) at 3.28 ft (1 m)	dBA	94.1		94.1	
Mains Gas Pressure with gas train	mBAR (In H ₂ O)	Min	Max	Min	Max
		10 (4)	35 (14)	10 (4)	35 (14)

Generating Set Data	120/240V	110/220V		
Motor Starting Capability: (kVA)				
Self Excited	150	131		
PM Excited	195	171		
AREP Excited	195	171		
Full Load Efficiencies:				
Standby	85.5	84.4		
Prime	86.3	85.4		
Reactances (per unit):				
X _d	3.31	3.78		
X' _d	0.22	0.26		
X ^u _d	0.133	0.152		
X _q	1.98	2.27		
X ^u _q	0.166	0.189		
Time Constants:	t' _d 100 ms	t ^u _d 10 ms	t' _{do} 2555 ms	t _a 15 ms

* dB(A) levels are for guidance only

Information contained in this publication may be considered confidential.

www.Cat-ElectricPower.com

Market: N. America

Discretion is recommended when distributing.

Materials and specifications are subject to change without notice.

CAT, CATERPILLAR, their respective logos and "Caterpillar Yellow", as well as corporate and product identity used herein, are trademarks of Caterpillar and may not be used without permission.

© 2008 Caterpillar
All rights reserved.
Printed in U.S.A.

LEHF1098-11 (08-08)